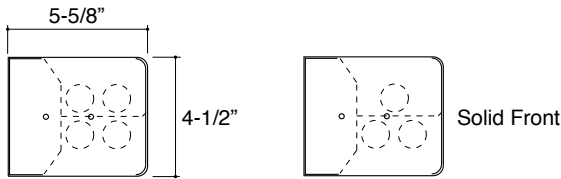
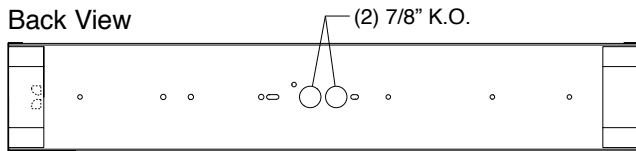




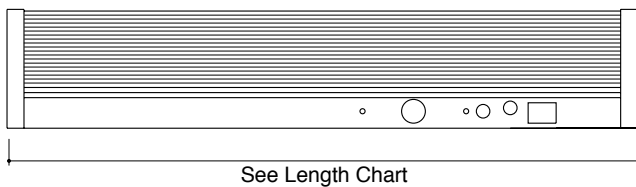
End View



Back View



Side View



Length	Wattage
24-1/4"	14T5, 17T8
36-1/4"	21T5, 25T8
48-1/4"	28T5, 32T8

Project Name:	
Type:	Date:
Catalog #:	

Description:

The Nulite BD "bed light" series is a versatile 2, 3 and 4 lamp fluorescent wall mounted luminaire. The luminaire is provided with a front baffle for shielding and directs light up and down. Two circuit wiring is provided for individual up and down lamp control.

Specifications:

Construction: Die formed cold rolled steel housing, end caps and front shield finished with white enamel paint.

Diffuser: Acrylic prismatic lens diffuser.

Reflector / Ballast: Ballast cover/reflector is finished with high reflectance white enamel paint. (2) Standard electronic, Class P, ballast. Universal (UNV) voltage ballast is from 120 to 277V.

Lamping: 2, 3 or 4 lamp cross-section in nominal 2', 3', or 4' lengths. Luminaire can be ordered with lamp, consult factory.

Mounting: Wall mount

Labels: UL / cUL listed. Damp location is optional.

Ordering Information

Sample: BD-232T8-UNV-ISN-WH-DL

Series	Lamp	Wattage	Voltage	Ballast*	Color	Options	
BD	2	14T5	UNV	T8 Options	WH	EM ² Emergency Battery Pack	
				IS (Standard)			Ballast Factor
	3	17T8	120	PS	CH	CO Convenience Outlet (120V Only)	
				HEIS		L Low	TS Turn Switch (120V Only) Controls downlight circuit only
	4	21T5	277	HEPS		PS Pull Switch (120V Only) Controls downlight circuit only	
				HEPS		H High	4PS 4-Way Pull Switch (120V Only)
				T5		Ballast Factor	FNL Fluorescent Night Light (CFT9W)
				PS (Standard)		N Normal	INL Incandescent Night Light
					HEPS ¹		DL Damp Location
					All Lamp Dimming Options		CR Continuous Row
				DIM ¹ Dimming		QW Quick Through Wiring for Continuous Row Applications	
				SD ¹ Step Dimming		GLR Fusing	
				IS=Instant Start PS=Program Start HEIS=High Efficiency Instant Start HEPS=High Efficiency Program Start			

Notes:

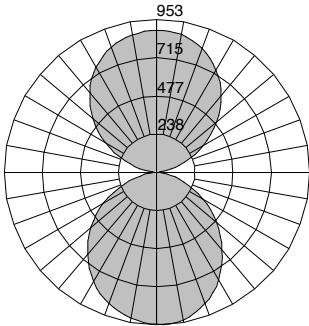
1. Consult factory.
 2. Specific voltage must be ordered for this option. Consult factory for nom. 2' and 3' units.
- * Luminaire is provided with (2) ballast for 2-circuit control.

Specifications and dimensions are subject to change without notification. Specification sheets on our website supersede all other versions. 2010 Rev. B
Nulite reserves the right to bulk package any order.

Photometric Curve

Cat.# BD-432T8...

Initial lamp lumens - 11600 (4 lamps)



Specifications and dimensions are subject to change without notification.