

Project Name:	
Type:	Date:
Catalog #:	

**Description:**

The Nulite 17 series is a durable small profile surface mounted lensed luminaire. The opal acrylic lens softens lamp brightness. These luminaires are ideal for corridors, walkways, stairwells, utility rooms and lavatories.

**Specifications:**

**Construction:** Housing is die formed of 20 gauge cold rolled steel. All metal parts are finished with white polyester powder coat paint. Smooth opal acrylic snap-in lens. Optional clear prismatic acrylic lens.

**Reflector / Ballast:** Ballast cover/reflector is formed and finished with high reflectance white paint. Standard electronic, Class P, ballast. Universal (UNV) voltage ballast is from 120 to 277V.

**Lamping:** 1 or 2 lamp cross-section T5, T5HO or T8 in nominal 2', 3', 4', 6' and 8' lengths. Luminaire can be ordered with lamps, consult factory.

**Mounting:** Surface, individually or continuous rows.

**Labels:** UL / cUL listed. Damp location is optional.

Length	Wattage
24-3/16"	14T5, 24T5HO, 17T8
36-3/16"	21T5, 39T5HO, 25T8
48-3/16"	28T5, 54T5HO, 32T8
72-3/16"	21T5-6, 39T5HO-6, 25T8-6
96-3/16"	28T5-8, 54T5HO-8, 32T8-8

**Ordering Information**

Sample: 17-232T8-UNV-ISN-AL-DL

Series	Lamp	Wattage	Voltage	Ballast	Options	
17	1	14T5	UNV 120 277 347 <sup>1</sup>	T8 Options	Ballast Factor	CPA Clear Prismatic Acrylic Lens EM <sup>2</sup> Emergency Battery Pack DL Damp Location AL Aluminum Housing SS Stainless Steel Housing (Unfinished) CR Continuous Row (End 7/8" KO) QW Quick Through Wiring for Continuous Row Applications SW <b>Wall Mount Only.</b> Ultrasonic motion sensor for Stairwell Applications. Refer to technical section on our website or consult factory. GLR Fusing
		24T5HO		IS (Standard) Instant Start	N Normal (Standard)	
	17T8	PS Program Start		L Low		
	21T5	HEIS High Efficiency Instant Start		H High		
	39T5HO	HEPS High Efficiency Program Start				
	25T8	T5/T5HO		Ballast Factor		
	28T5	PS (Standard) Program Start		N Normal		
	54T5HO	HEPS <sup>1</sup> High Efficiency Program Start				
	32T8	All Lamp Dimming Options				
	21T5-6	DIM <sup>1</sup> Dimming				
	39T5HO-6	SD <sup>1</sup> Step Dimming				

**Notes:**

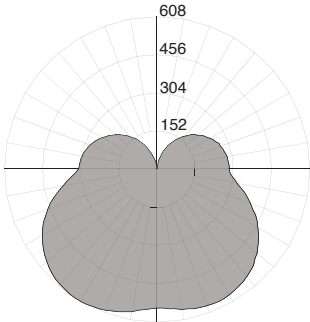
1. Consult factory.

2. Specific voltage must be ordered for this option. Consult factory for nominal 2' and 3' units.

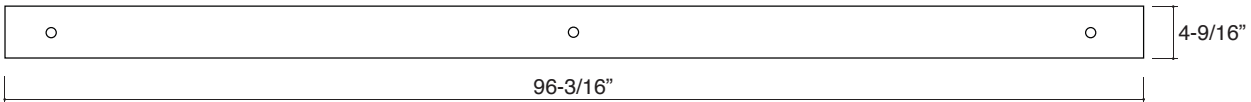



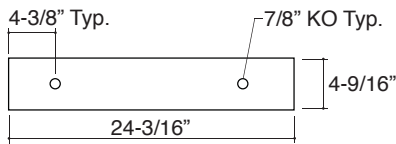
Specifications and dimensions are subject to change without notification. Specification sheets on our website supersede all other versions. 2011 Rev. C Nulite reserves the right to bulk package any order.

**Photometric Curve**

Cat.# 17-232T8...  
Initial lamp lumens - 5800 (2 lamps)



**Typical plan view of KOs on back of housing**



Specifications and dimensions are subject to change without notification.