



- Die Cast Aluminum Housing
- Specular Aluminum Reflector
- Pulse Start Metal Halide
- High Pressure Sodium
- Compact Fluorescent

Architectural Wall Packs



Architectural Wall Packs

Specifications:

Construction: Die cast aluminum housing, tempered clear glass lens, engineered aluminum reflector - wide or forward throw distribution and powder coat paint finish - bronze (standard), white or black optional.

Reflector / Ballast: Reflector is specular aluminum, engineered for performance with two distribution options - wide or forward throw. (EJL - reflector is semi-specular, hammertone aluminum.) Ballast is electronic for CFL, and open core & coil style for HID.

Lamping: Compact fluorescent, pulse start metal halide or high pressure sodium. Luminaire can be ordered with lamps, consult factory.




Mounting: Wall mounted for down lighting only. See specification sheet for more information.


Labels: UL / cUL listed, suitable for Wet Locations in down lighting applications only.

See specification sheet for dimensions.

Ordering Information

Sample: EJL-G-70MH-277-BZ-FT-PC

Series	Wattage	Voltage	Color	Options
 BGL	Compact Fluorescent	UNV ²	BZ Bronze (Standard)	WT Wide Throw Optics (Standard)
 EJL-G	126CFQ (1) 26W/GX24q-3	120	BK Black	FT Forward Throw Optics
 RCT	132CFTR (1) 32W/GX24q-3	277	WH White	PC ⁵ Photocell
	142CFTR (1) 42W/GX24q-4	347 ³	Consult factory for custom colors.	GLR Fusing
	High Pressure Sodium	480 ³		-20 ⁶ -20°F Cold Start Ballast
	70HPS 70W HPS/MED	MT ⁴ Multi-Tap		EM ⁶ Emergency Battery Pack
	100HPS 100W HPS/MED	120/208/240/277		EMLT-4 ⁶ Low Temperature -4°F Emergency Battery Pack
	150HPS 150W HPS/MED			
	Pulse Start Metal Halide			
	70MH 70W MH/MED			
	100MH 100W MH/MED			
	150MH 150W MH/MED			

Series	Wattage	Voltage	Color	Options
 EJL	Compact Fluorescent	UNV ²	BZ Bronze (Standard)	WT Wide Throw Optics (Standard)
	132CFTR (1) 32W/GX24q-3	120	BK Black	FT Forward Throw Optics
	232CFTR (2) 32W/GX24q-3	277	WH White	QRS Quartz Restrike/Relay
	142CFTR (1) 42W/GX24q-4	347 ³	Consult factory for custom colors.	PC ⁵ Photocell
	242CFTR (2) 42W/GX24q-4	480 ³		PG Prismatic Glass Lens
	High Pressure Sodium	MT ⁴ Multi-Tap		WG Wireguard
	70HPS 70W HPS/MED	120/208/240/277		GLR Fusing
	100HPS 100W HPS/MED			TP Tamper Resistant Hardware (Spanner head screws)
	150HPS 150W HPS/MED			-20 ⁶ -20°F Cold Start Ballast
	250HPS 250W HPS/MOG			EM ⁶ Emergency Battery Pack
	400HPS 400W HPS/MOG			EMLT-4 ⁶ Low Temperature -4°F Emergency Battery Pack
	Pulse Start Metal Halide			
	70MH 70W MH/MED			
	100MH 100W MH/MED			
	150MH 150W MH/MED			
	250MH 250W MH/MOG ¹			
	320MH 320W MH/MOG ¹			
	350MH 350W MH/MOG ¹			
	400MH 400W MH/MOG ¹			

Notes:

1. Pulse Start lamps need to be rated for horizontal burn.
2. Universal voltage from 120 to 277V for compact fluorescent only.
3. Not available for all lamp wattages, consult factory.
4. Multi-Tap ballast for HID only.
5. Specific voltage must be ordered for photocell option.
6. Compact fluorescent only. Specific voltage must be specified for EM.