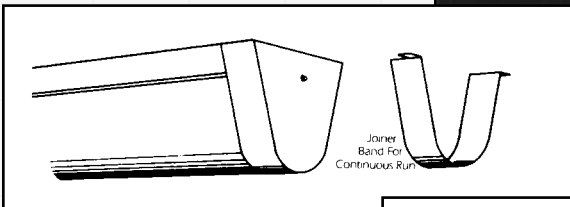



T5

T8

### SPECIFICATIONS

TYPE: General diffuse classification.  
 METAL COMPONENTS: Die formed cold rolled prime steel. Channel and Cover: 22 gauge  
 End and Socket Plate: 18 gauge  
 SHIELDING: Extruded Acrylic Plastic. One piece for each size unit.  
 FINISH: All painted surfaces - high baked white enamel on bonderized steel.  
 ELECTRICAL COMPONENTS:  
 Ballasts are Electronic and CBM-ETL certified  
 Fixtures are U.L. Listed  
 MOUNTING: Surface or pendent type, individually or continuous rows.



### ORDERING INFORMATION

#### T5 AND T5HO

Catalog No.	Lamps	Size
C-114T5	1-F14T5	2'
C-121T5	1-F21T5	3'
C-121-6T5*	2-F21T5	6'
C-128T5	1-F28T5	4'
C-128-8T5**	2-F28T5	8'
C-124T5HO	1-F24T5HO	2'
C-139T5HO	1-F39T5HO	3'
C-139-6T5HO*	2-F39T5HO	6'
C-154T5HO	1-F54T5HO	4'
C-154-8T5HO**	2-F54T5HO	8'

#### T8

C-117T8	1-F17T8	2'
C-125T8	1-F25T8	3'
C-125-6T8*	2-F25T8	6'
C-132T8	1-F32T8	4'
C-132-8T8**	2-F32T8	8'

\* Supplied with two (2) three foot Plastics  
 \*\* Supplied with two (2) four foot Plastics

### ACCESSORIES AND ADDERS:

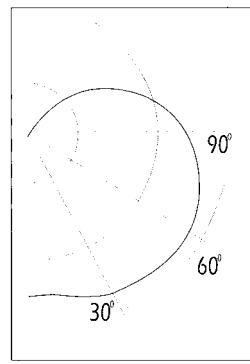
#### ELECTRICAL

277 Volt  
 Emergency Battery Pack  
 Standard 20% THD Electronic Ballast  
 Optional 10% THD Electronic Ballast  
 Damp Location

277V  
 EM  
 EB8  
 EB10  
 DL

#### DIFFUSERS

Smooth Opal Acrylic  
 Ribbed White Acrylic  
 Standard  
 RWD



FLOOR CEILING	Coefficients of Utilization					
	10%		10%		50%	
WALLS Room Index	50%	30%	10%	50%	30%	10%
J	.22	.17	.13	.19	.14	.12
I	.28	.23	.19	.26	.20	.17
H	.33	.28	.23	.30	.25	.21
G	.38	.33	.27	.34	.30	.25
F	.43	.37	.31	.38	.34	.28
E	.47	.42	.37	.41	.38	.33
D	.51	.46	.42	.45	.42	.37
C	.54	.49	.46	.48	.45	.40
B	.57	.53	.50	.51	.48	.44
A	.60	.56	.54	.53	.50	.48

